



<b>TCL</b>			
Model name	TAC-12CHSD/XAB1		
Sound power level (inside)	50	dB(A)	
Sound power level (outside)	60	dB(A)	
Refrigerante	R32	GWP	675
<p>Refrigerant leakage contributes to climate change. Refrigerant with lower global warming potential (GWP) would contribute less to global warming than a refrigerant with higher GWP, if leaked to the atmosphere. This appliance contains a refrigerant fluid with a GWP equal to 675. This means that if 1kg of this refrigerant fluid would be leaked to the atmosphere, the impact on global warming would be 675 times higher than 1kg of CO<sub>2</sub>, over a period of 100 years. Never try to interfere with the refrigerant circuit yourself or disassemble the product yourself and always ask a professional.</p>			
Cooling mode			
SEER	6.1		
Energy efficiency class	A <sup>++</sup>		
Design load (Pdesignc)	3.4	kW	
Energy consumption,	195 kWh per year, based on standard test results.		
Actual energy consumption will depend on how the appliance is used and where it is located.			
Heating mode (Average)			
SCOP	4.0		
Energy efficiency class	A <sup>+</sup>		
Design load (Pdesignh)	2.4	kW (-10°C)	
Declared capacity	2.2	kW (-10°C)	
Back up heating capacity	0.2	kW (-10°C)	
Energy consumption,	840 kWh per year, based on standard test results.		
Actual energy consumption will depend on how the appliance is used and where it is located.			
Heating mode (Warmer) Optional			
SCOP	5.1		
Energy efficiency class	A <sup>+++</sup>		
Design load (Pdesignh)	2.6	kW (2°C)	
Declared capacity	2.6	kW (2°C)	
Back up heating capacity	0	kW (2°C)	
Energy consumption,	714 kWh per year, based on standard test results.		
Actual energy consumption will depend on how the appliance is used and where it is located.			
Heating mode (Colder) Optional			
SCOP	-		
Energy efficiency class	-		
Design load (Pdesignh)	-	kW (-22°C)	
Declared capacity	-	kW (-22°C)	
Back up heating capacity	-	kW (-22°C)	
Energy consumption,	- kWh per year, based on standard test results.		
Actual energy consumption will depend on how the appliance is used and where it is located.			




**ENERG** Y IJA  
енергия · ενεργεια IE IA

TCL

TAC-12CHSD/XAB1

**SEER** 





A<sup>++</sup>

kW **3,4**

SEER **6,1**


kWh/annum **195**


**SCOP** 




A<sup>+</sup>

kW	<b>2,6</b>	<b>2,4</b>	<b>X</b>
SCOP	<b>5,1</b>	<b>4,0</b>	<b>X</b>
kWh/annum	<b>714</b>	<b>840</b>	<b>X</b>

 **50dB**

 **60dB**



ENERGIA · ЕНЕРГИЯ · ΕΝΕΡΓΕΙΑ · ENERGIJA · ENERGY · ENERGIE · ENERGI

**626/2011**